

Silent Consonants

- **Generalization** Sometimes words have silent consonants: knee, often.

Word Sort Sort the list words by words you know how to spell and words you are learning to spell. Write every word.

**words I know
how to spell**

**words I'm
learning to spell**

- | | |
|-----------|-----------|
| 1. _____ | 11. _____ |
| 2. _____ | 12. _____ |
| 3. _____ | 13. _____ |
| 4. _____ | 14. _____ |
| 5. _____ | 15. _____ |
| 6. _____ | 16. _____ |
| 7. _____ | 17. _____ |
| 8. _____ | 18. _____ |
| 9. _____ | 19. _____ |
| 10. _____ | 20. _____ |

Spelling Words

1. island
2. column
3. knee
4. often
5. known
6. castle
7. thumb
8. half
9. wring
10. whistle
11. autumn
12. knuckles
13. numb
14. Illinois
15. rhyme
16. climber
17. limb
18. plumbing
19. unwritten
20. clothes



Home Activity Your child is learning to spell words with silent letters. Have your child say the words and circle the silent letters.

Name _____

Family Times

Summary

The Man Who Went to the Far Side of the Moon: The Story of Apollo 11 Astronaut Michael Collins

In 1969, Michael Collins circled the moon in a command module while two other astronauts made their historic landing. Even though Collins did not get to walk on the moon, he knew that every part of being an astronaut, from seeing the Earth from miles above to eating freeze-dried food from a pouch, was an experience to remember.

Activity

A Spacey Poem Imagine you are witnessing the wonders of space firsthand. You are one of the few people to land on the moon. Together, write a poem about your experience in space. Use vivid language to make your poem interesting.

Comprehension Skill

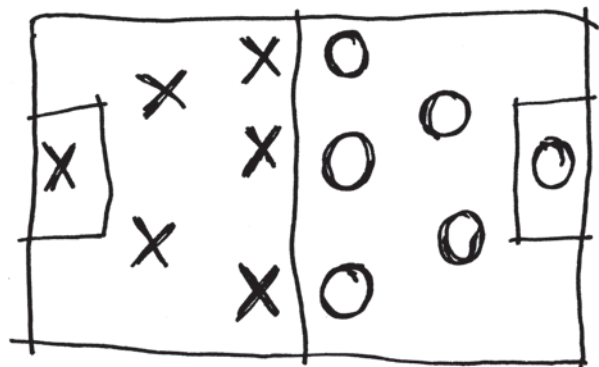
Graphic Sources

Graphic sources show information in a visual way. Maps, charts, tables, diagrams, and pictures are some examples of graphic sources.

Activity

A Picture Says a Thousand Words

Imagine you are writing a guidebook about your favorite hobby, sport, or activity. Think about a graphic source that you could include so that the reader would understand the information you provided in the book. Draw and label that graphic source.



Lesson Vocabulary

Words to Know

Knowing the meanings of these words is important to reading *The Man Who Went to the Far Side of the Moon*. Practice using these words.

Vocabulary Words

astronauts pilots or members of the crew of a spacecraft

capsule the enclosed front section of a rocket made to carry instruments, astronauts, etc., into space

hatch a trapdoor covering an opening in an aircraft's or ship's deck

horizon line where the earth and sky seem to meet; skyline; You cannot see beyond the horizon.

lunar of or like the moon

module a self-contained unit or system within a larger system, often designed for a particular function

quarantine detention, isolation, and other measures taken to prevent the spread of an infectious disease

Conventions

Titles

Titles of books, articles, songs, poems, and other pieces need special attention. The main words in the title are capitalized no matter what kind of piece it is. When you write the title of a book, play, movie, or magazine, you should italicize or underline it. *For example: Space Today Magazine.* The title of a short story, article, chapter, song, or poem is put in quotation marks (“ ”). *For example: “Moondance.”* In print you will usually see book and magazine titles in *italics*.

Activity

Personal Favorites Think about your favorite books, magazines, movies, songs, short stories, and poems. Write the titles down on a list. Using the information above, use correct capitalization and underline the titles, italicize them (if you're using a computer), or put them in quotation marks.

Practice Tested Spelling Words

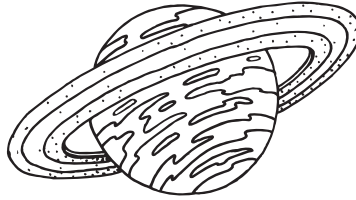
_____	_____	_____	_____
_____	_____	_____	_____
_____	_____	_____	_____
_____	_____	_____	_____
_____	_____	_____	_____

Name _____

Graphic Sources

- A **graphic source** of information is something that shows information visually.
- Looking at graphic sources before you read will help you see what the text is about. Looking at them again during reading will help you understand the text.

Directions Study the following graphic source. Then answer the questions below.



Saturn is one of the planets in our solar system. Gases make up the planet, and rock and ice create the rings around it. We can see these rings because they are very bright. NASA built a spacecraft called *Cassini* to help scientists learn about Saturn's rings and its moons by orbiting the planet and gathering data.

1. Predict the topic of the article in which this graphic source might appear.

2. Why can we see the rings around Saturn?

3. Why did NASA build *Cassini*?

4. How does the graphic source help you understand the text of the caption?

5. Why would it be helpful to preview this graphic before reading the article?



Name _____

Generalize

Directions Read the passage. Then answer the questions below.

The most important star in our solar system is the Sun. Like all stars, our Sun is made of gases. The Sun generates heat from its position in the middle of the solar system. As Earth rotates on its axis, the Sun provides our planet with the light and heat we need for life to survive.

Stars come in all different sizes. Scientists tell us that our Sun is only a medium-sized star, though. In time, our Sun will become a “red giant,” the biggest phase of a star. Other stars are much smaller than our Sun. These are the “white dwarfs,” stars that are burning out.

1. Write a statement from the first paragraph that generalizes.

2. Which words helped you find the generalization?

3. Write a statement from the second paragraph that generalizes.

4. What three details support this generalization?

5. On a separate sheet of paper, draw three different phases of a star.



Home Activity Your child reviewed generalization in a short passage about our solar system. Share a book about the solar system with your child. Have him or her make one generalization about what you read.

Name _____

Titles

Directions Rewrite the paragraph below. Write all titles correctly. Use quotation marks, underlining, and capital letters as needed.

Everything in the world is the name of our new reading book. It's full of stories, poems, articles, and songs. It even includes a complete novel called sailing in the solar system. Some of the songs, such as this land is your land, I already know. I also know two poems, darkness and all I ever wanted. We have just read an article called in the tombs from a magazine called time for kids.

Directions Write about what you have read in class this year. Include at least three titles.

Copyright © Pearson Education, Inc., or its affiliates. All Rights Reserved. 4



Home Activity Your child learned how to use titles in writing. Ask your child to write the titles of a book, a song, and a story that he or she knows. Have your child explain the rules for writing titles.

Name _____

Silent Consonants

Spelling Words				
island	column	knee	often	known
castle	thumb	half	wring	whistle
autumn	knuckles	numb	Illinois	rhyme
climber	limb	plumbing	unwritten	clothes

Cryptogram Solve the puzzle by using the numbers in the grid for letters.

A	B	C	D	E	F	G	H	I	J	K	L	M	N	O	P	Q	R	S	T	U	V	W	X	Y	Z
19	14	5	22	11	8	18	20	24	10	23	6	13	9	17	4	21	16	1	26	7	25	12	15	2	3

1. $\frac{\quad}{24} \frac{\quad}{1} \frac{\quad}{6} \frac{\quad}{19} \frac{\quad}{9} \frac{\quad}{22}$

2. $\frac{\quad}{16} \frac{\quad}{20} \frac{\quad}{2} \frac{\quad}{13} \frac{\quad}{11}$

3. $\frac{\quad}{23} \frac{\quad}{9} \frac{\quad}{17} \frac{\quad}{12} \frac{\quad}{9}$

4. $\frac{\quad}{5} \frac{\quad}{6} \frac{\quad}{24} \frac{\quad}{13} \frac{\quad}{14} \frac{\quad}{11} \frac{\quad}{16}$

5. $\frac{\quad}{12} \frac{\quad}{20} \frac{\quad}{24} \frac{\quad}{1} \frac{\quad}{26} \frac{\quad}{6} \frac{\quad}{11}$

6. $\frac{\quad}{4} \frac{\quad}{6} \frac{\quad}{7} \frac{\quad}{13} \frac{\quad}{14} \frac{\quad}{24} \frac{\quad}{9} \frac{\quad}{18}$

7. $\frac{\quad}{19} \frac{\quad}{7} \frac{\quad}{26} \frac{\quad}{7} \frac{\quad}{13} \frac{\quad}{9}$

8. $\frac{\quad}{12} \frac{\quad}{16} \frac{\quad}{10} \frac{\quad}{9} \frac{\quad}{18}$

9. $\frac{\quad}{23} \frac{\quad}{9} \frac{\quad}{7} \frac{\quad}{5} \frac{\quad}{23} \frac{\quad}{6} \frac{\quad}{11} \frac{\quad}{1}$

10. $\frac{\quad}{5} \frac{\quad}{6} \frac{\quad}{17} \frac{\quad}{26} \frac{\quad}{20} \frac{\quad}{11} \frac{\quad}{1}$

11. $\frac{\quad}{24} \frac{\quad}{6} \frac{\quad}{6} \frac{\quad}{24} \frac{\quad}{9} \frac{\quad}{17} \frac{\quad}{24} \frac{\quad}{1}$

12. $\frac{\quad}{5} \frac{\quad}{17} \frac{\quad}{6} \frac{\quad}{7} \frac{\quad}{13} \frac{\quad}{9}$

Definitions Write the list word for each definition.

13. a finger

13. _____

14. a leg, an arm, or a branch on a tree

14. _____

15. a royal home

15. _____

16. a bending joint

16. _____

17. do something regularly

17. _____

18. divided into two

18. _____

19. without feeling

19. _____

20. said, not read

20. _____



Home Activity Your child has learned to read, write, and spell words with silent consonants. Review the silent consonants in each word with your child.

Name _____

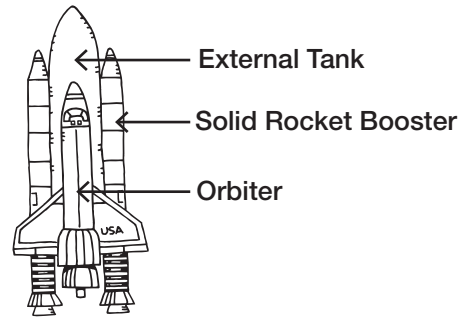
Graphic Sources

- A **graphic source** is something that shows information visually.
- Looking at graphic sources before you read will help you see what the text is about. Looking at them again during reading will help you understand the text.

Directions Study the following graphic source. Then answer the questions below.

Parts of the Space Shuttle

The space shuttle has three main parts. The *solid rocket boosters* provide power and help the shuttle lift into the air. The *external tank* holds fuels, such as liquid hydrogen and liquid oxygen, that are released to the main engines. The *orbiter* is the spacecraft that holds the astronauts and the supplies for their mission.



1. What is the topic of this graphic source?

2. Where do the astronauts live during the mission?

3. How many rocket boosters are there on the space shuttle?

4. What does the external tank hold?

5. The diagram shows the parts of the space shuttle. What information does the caption add to the diagram?



Home Activity Your child used a graphic source to answer questions. Invite your child to design a graphic source that could illustrate an article about your family.

Name _____

Titles

Directions Put a check mark by the sentence in each pair that has the title written correctly.

1. _____ My sister is reading a book called “To Kill a Mockingbird.”
_____ My sister is reading a book called *To Kill a Mockingbird*.
2. _____ Mom sometimes reads “Good Housekeeping” magazine.
_____ Mom sometimes reads *Good Housekeeping* magazine.
3. _____ My brother reads the *Chicago Tribune* newspaper at school.
_____ My brother reads the “Chicago Tribune” newspaper at school.
4. _____ I’ve just read a poem called “*Eating Everything in sight*”.
_____ I’ve just read a poem called “Eating Everything in Sight.”
5. _____ The dog howls whenever I play “Home on the Range” on the piano!
_____ The dog howls whenever I play “*Home On the Range*” on the piano!

Directions Write the following titles correctly. The words in () tell you what they are.

6. los angeles times (newspaper) _____
7. turkey in the straw (song) _____
8. billy bathbinder and his amazing bag (book)

9. health and fitness (magazine) _____
10. what to avoid in the woods (article)



Home Activity Your child reviewed titles. Find a list of best sellers or go on the Internet with your child and key in *best sellers*. Have your child read to you the current best-selling titles. Ask whether the titles are capitalized according to the rules he or she has learned.